



23 Stokewood Road

, Bournemouth, BH3 7NA

Asking Price £240,000



Road Map



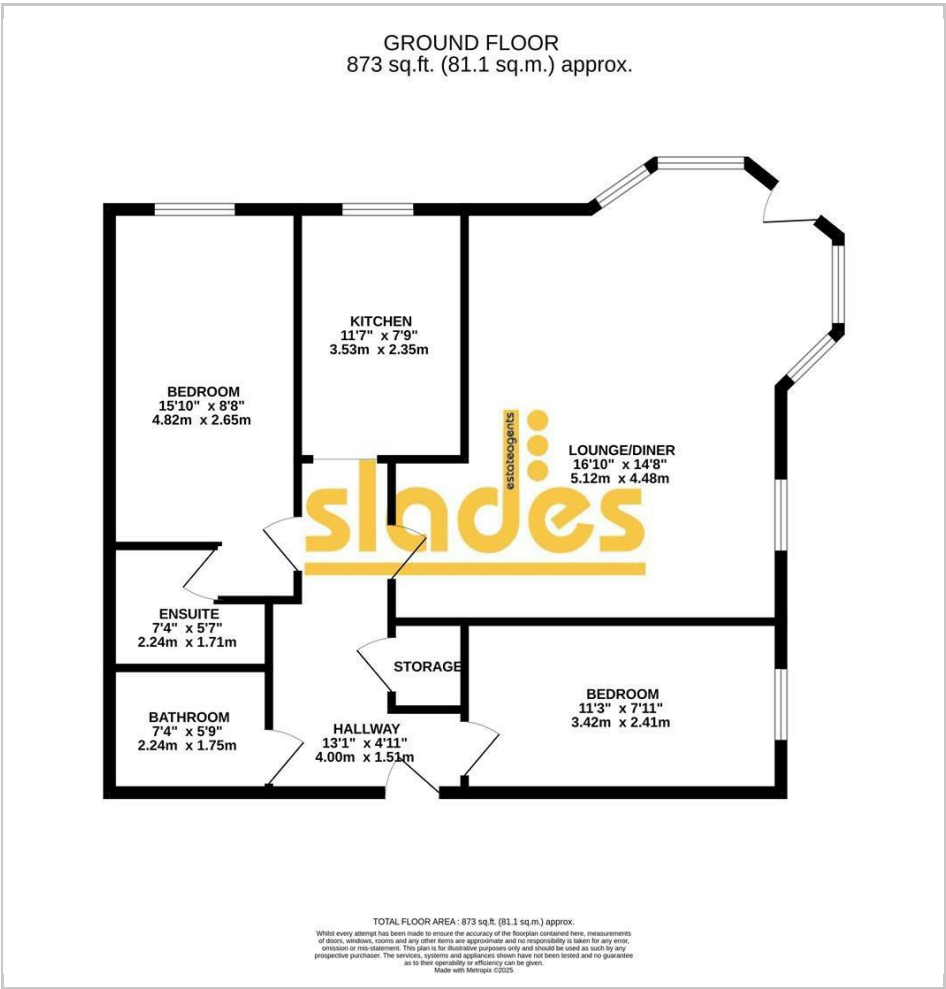
Hybrid Map



Terrain Map



Floor Plan



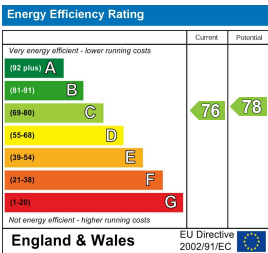
- SMALL DEVELOPMENT OF ONLY 8 LUXURY APARTMENTS
- GROUND FLOOR APARTMENT
- PRIVATE ENTRANCE IF PREFERRED
- MODERN KITCHEN & BATHROOM
- MASTER BEDROOM WITH ENSUITE
- 2 DOUBLE BEDROOMS
- LANDSCAPED GARDENS
- MOTIVATED SELLER
- LOW MAINTAINANCE
- NO CHAIN

Viewing

Please contact our Slades Estate Agents Office on 01202548855 if you wish to arrange a viewing appointment for this property or require further information.




Energy Efficiency Graph



These particulars, whilst believed to be accurate are set out as a general outline only for guidance and do not constitute any part of an offer or contract. Intending purchasers should not rely on them as statements of representation of fact, but must satisfy themselves by inspection or otherwise as to their accuracy. No person in this firms employment has the authority to make or give any representation or warranty in respect of the property.

301 Wimborne Road, Bournemouth, BH9 2AA
Tel: 01202548855 Email: info@sladesproperty.co.uk <https://www.sladesproperty.co.uk>

**** MOTIVATED SELLER ** A stunning 2 DOUBLE BEDROOM GROUND FLOOR LUXURY APARTMENT being just a short walk to local amenities now offered for sale with NO FORWARD CHAIN**



The accommodation with approximate room sizes comprises of well presented communal areas with carpeted floors and door entry system servicing only 4 apartments, Flat 2 is located on the GROUND FLOOR

RECEPTION HALL

4'11" x 13'1" (1.51 x 4)

Bright and spacious reception hall with coved ceiling and decorative light fitting, convection radiator with thermostatic valve and wall thermostat for central heating. Useful cloaks cupboard with hanging rails, shelving and also housing the electric meter and consumer unit. Natural oak flooring which continues throughout the flat. Archway through to the

KITCHEN

11'6" x 7'8" (3.53 x 2.35)

benefitting from a recently installed kitchen with inset spotlights, exposed decorative brick wall features and an extensive range of matching wall and base level cabinets with square edge working surfaces and matching up stands incorporating a 1 1/4 bowl single drainer polycarbonate sink with mixer tap over, built in five burner gas hob and matching undercounter fan assisted oven and decorative chimney style extractor over. Useful pan style draws, full height larder style cupboards, space and plumbing for washing machine and space for free standing fridge freezer. uPVC double glazed window to the front elevation and wall hung gas combination boiler enclosed within a matching kitchen cabinet.

LOUNGE/DINING ROOM

16'9" x 14'8" (5.12 x 4.48)

a bright and spacious open planned space with coved

ceilings and inset LED spotlights, convection radiators with thermostatic valves and triple aspect uPVC double glazed windows to 3 sides. Further half glazed uPVC door leading onto the patio and communal garden area to the front and side.

BEDROOM 1

15'9" x 8'8" (4.82 x 2.65)

having a coved ceiling and central light fitting, convection radiator with thermostatic valve and uPVC double glazed window to the front elevation. Door to;

EN-SUITE SHOWER ROOM

5'7" x 7'4" (1.71 x 2.24)

with coved ceiling, inset spot lights with extractor unit, fully tiled walls with feature dado style tile and white ladder style heated towel rail. Modern suite comprising of a pedestal wash handbasin with chrome monobloc tap, close coupled WC with dual central flush and walk in shower enclosure with folding glazed screen and wall mounted electric shower. Light shaver point.

BEDROOM 2

11'2" x 7'10" (3.42 x 2.41)

having a coved ceiling and central pendant light, convection radiator with thermostatic valve and uPVC double glazed window to the front elevation.

FAMILY BATHROOM

5'8" x 7'4" (1.75 x 2.24)

with inset spotlights, extractor unit, fully tiled walls with feature dado style tile and white ladder style heated towel rail. Medicine cabinet and a modern suite comprising of a panel enclosed bath with

centrally mounted chrome mixer tap and wall mounted thermostatically controlled shower valve. pedestal wash handbasin with chrome monobloc tap, close coupled WC with dual central flush and shaver point.

OUTSIDE

the property benefits from ALLOCATED OFF ROAD PARKING and extensive very well maintained landscaped communal grounds which surround the property. THE REAR GARDEN AREA is secured behind a wrought iron gate and arranged for low maintenance with seating areas and enjoys a sunny aspect whilst benefitting from a good measure of privacy.

MAINTANENCE

we understand the current maintenance charge is approx £800 every 6 months, full details to be confirmed.

